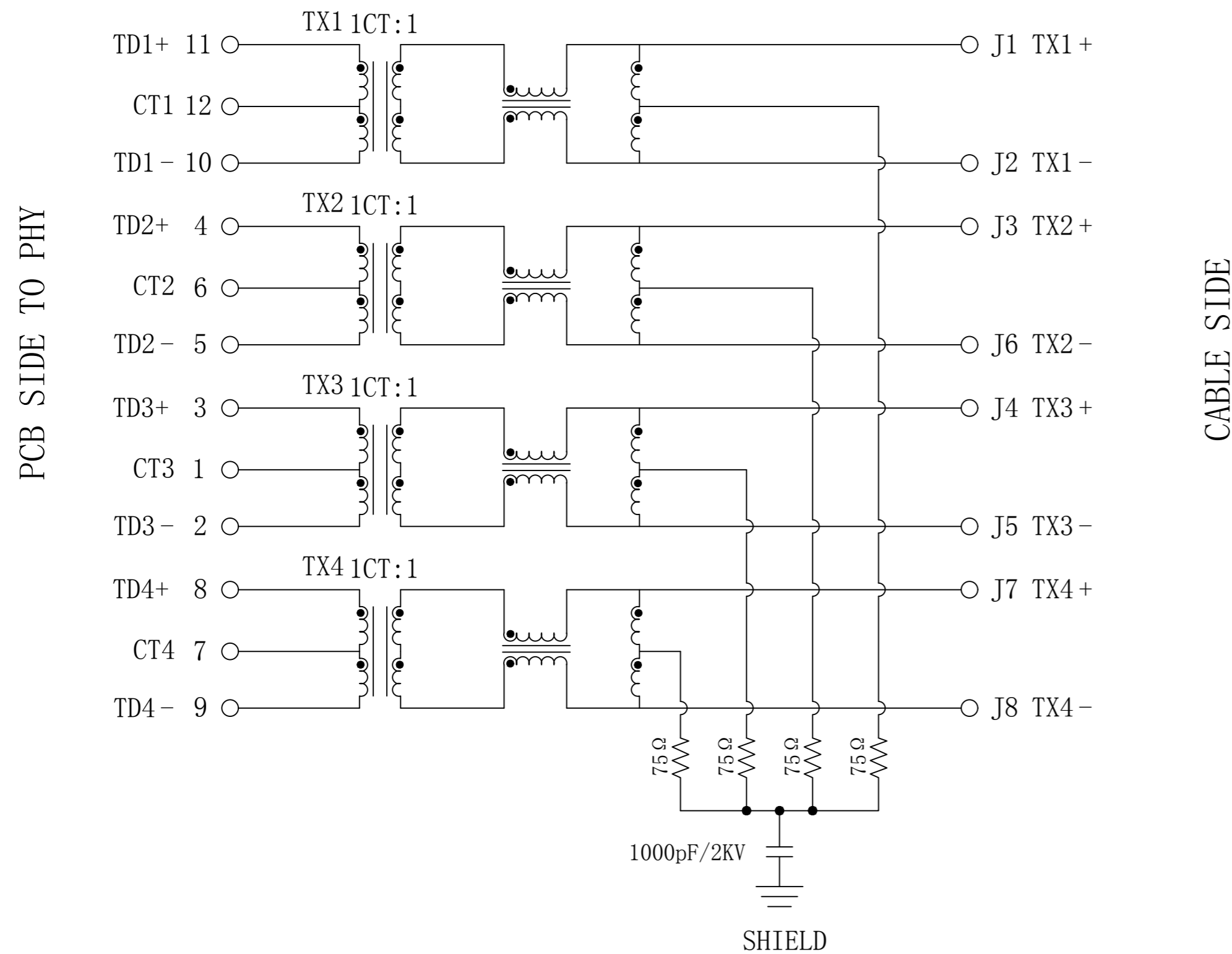


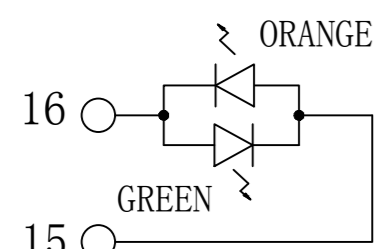
Schematic:

REV.	ECN NO.	DESCRIPTION	DATE	APPD
A6	REL		2023-03-18	



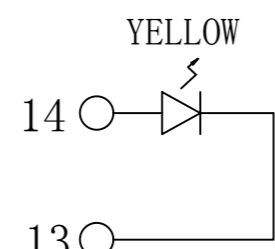
ELECTRICAL SPECIFICATIONS @25°C

- Turn Ratio ($\pm 3\%$):
Pri : SeC = 1CT : 1
- Inductance OCL: 350uH MIN
@100KHz 0.1V 8mA DC Bias
- Insertion Loss:
-1.0dB MAX @ 1-100MHz
- Return Loss:
-18dB MIN @ 1-30MHz
-15dB MIN @ 30-60MHz
-12dB MIN @ 60-100MHz
- Cross talk:
-40dB MIN @ 30MHz
-35dB MIN @ 60MHz
-30dB MIN @ 100MHz
- Common Mode Rejection:
-30dB MIN @ 1-100MHz
- Isolation PHY SIDE To Line SIDE : 1500Vrms
- Operating Temperature Range: -40°C TO +85°C.



LEFT LED

LED POLARITY		COLOR
PIN 16	PIN 15	
+	-	GREEN
-	+	ORANGE



RIGHT LED

LED POLARITY		COLOR
PIN 14	PIN 13	
+	-	YELLOW

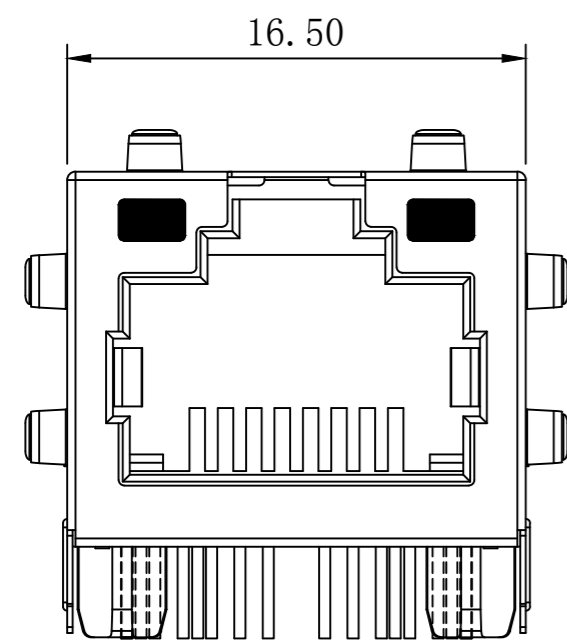


Emitting Color	λ_p (nm)	V _F @I _F =20mA	I _R @V _R =5V
ORANGE / GREEN	610 / 565	1.8~2.6V	10 μ A max
YELLOW	585	1.8~2.6V	10 μ A max

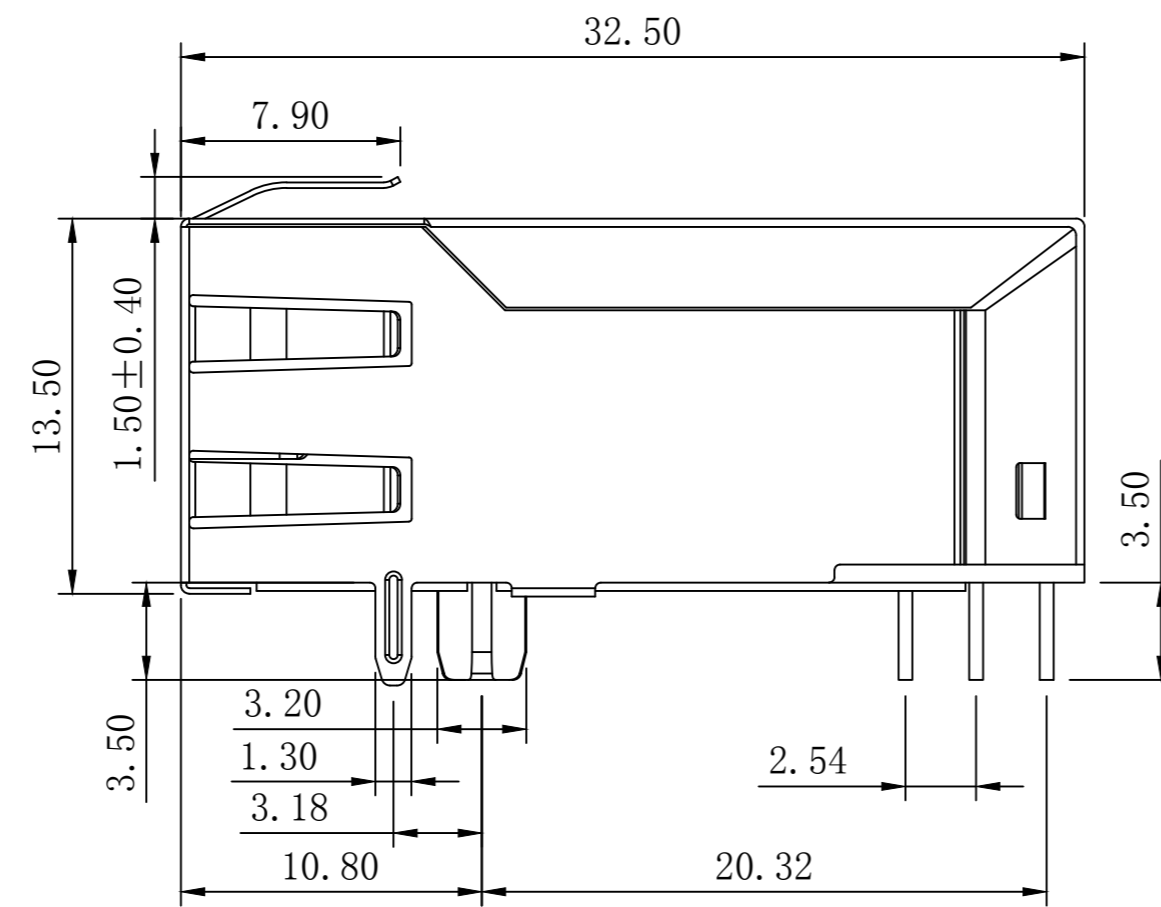
X:X ± 0.30	APPD: TOM	LINK-PP INT'L TECHNOLOGY CO., LIMITED		
X:XX ± 0.25	CHKD: JAMES			
X:XXX ± 0.05	DR: LEO	TITLE: RJ45 Connector with 1000 Base-T Integrated Magnetics		
ANGLES $\pm 1^\circ$	UNIT: mm	PART NO.: LPJK4071AONL		
	SCALE: 2/1	SHEET: 1/2	REV: A6	DWG NO.: LP23031827

Mechanical :

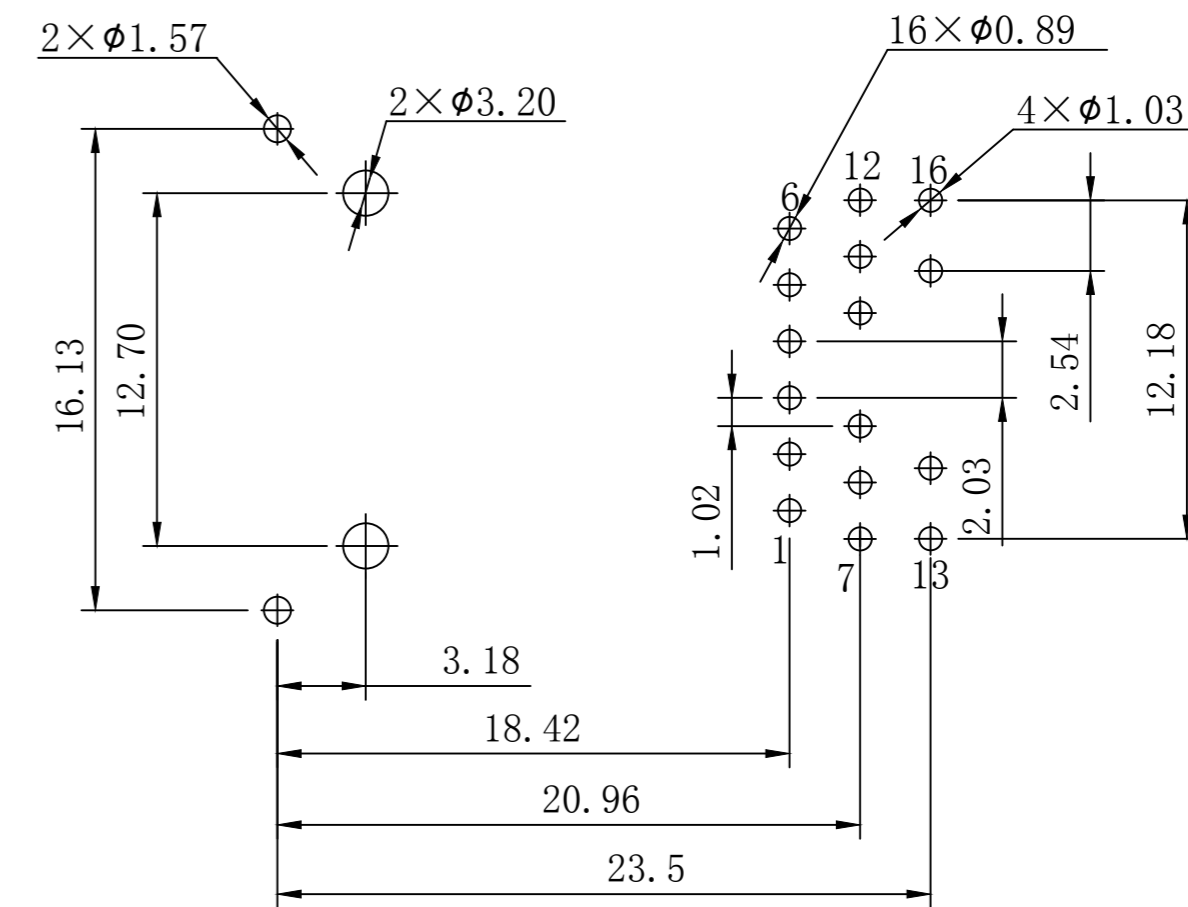
REV.	ECN NO.	DESCRIPTION	DATE	APPD
A6	REL		2023-03-18	



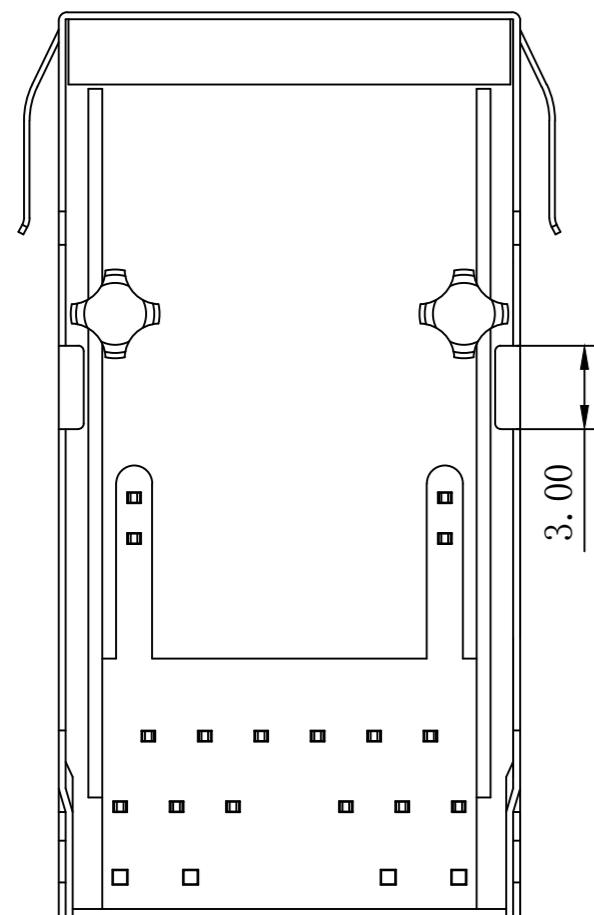
Front Side View



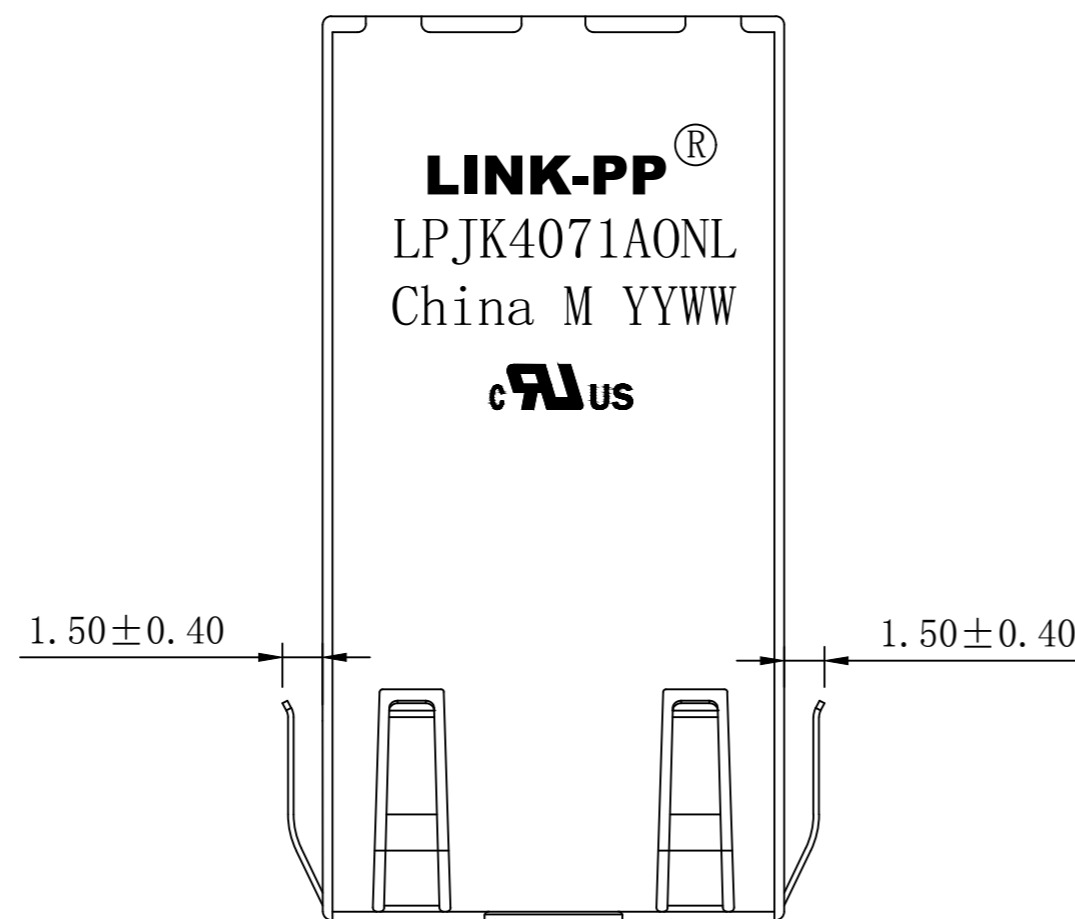
Left Side View



Suggested PCB Layout (Top View)



Bottom Side View



Top Side View



NOTES:

1. Designed to support application, such as SOHO (ADSL modems), LAN-on-Motherboard (LOM), hub and Switches.
2. Meets IEEE 802.3 specification
3. Connector Materials:
 Housing Material: Thermoplastic PBT+30%G.F UL94V-0
 Contact Material: Phosphor Bronze C5210R-EH Thickness=0.35mm
 Pins: Brass C2680R-H Thickness=0.35mm
 Shield: SUS 304 1/2EH Thickness=0.2mm
 Contact plating: Gold 6 micro-inches min. In contact area.
4. Wave solder tip temperature: 250°C, 5 Sec.
5. UL Certification: File Number E484635.

X:X ±0.30	APPD: TOM	LINK-PP INT'L TECHNOLOGY CO., LIMITED
X:XX ±0.25	CHKD: JAMES	
X:XXX ±0.05	DR: LEO	TITLE: RJ45 Connector with 1000 Base-T Integrated Magnetics
ANGLES ±1°	UNIT: mm	PART NO.: LPJK4071AONL
	SCALE: 2/1	SHEET: 2/2
	REV: A6	DWG NO.: LP23031827