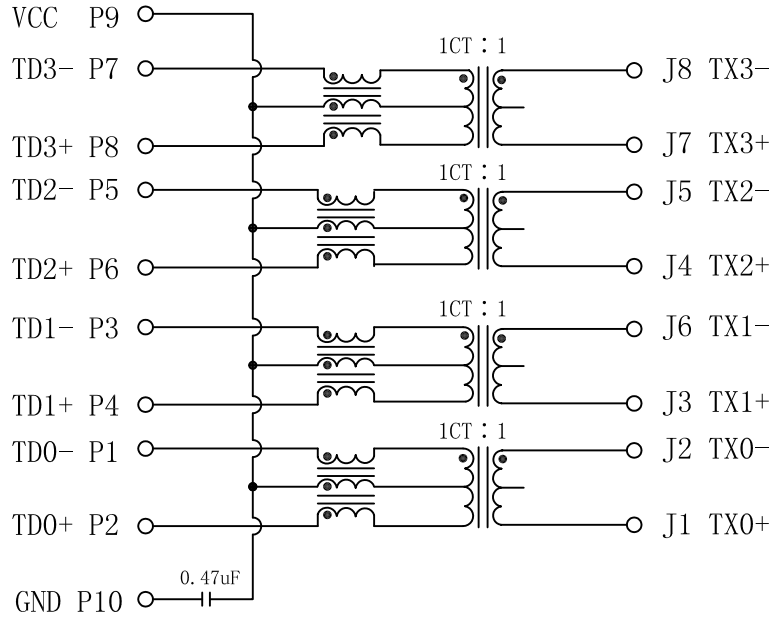


Schematic:

REV.	ECN NO.	DESCRIPTION	DATE	APPD
A	REL		2011/07/28	

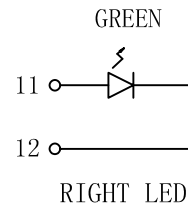
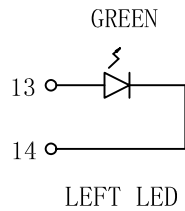
PCB CONNECTIONS



RJ45 CONNECTOR

Electrical Specifications @25°C

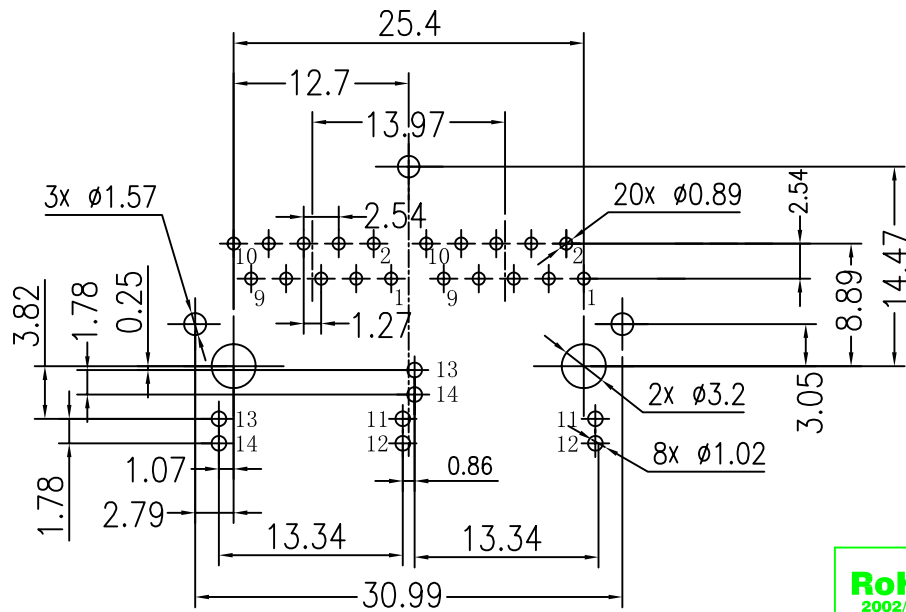
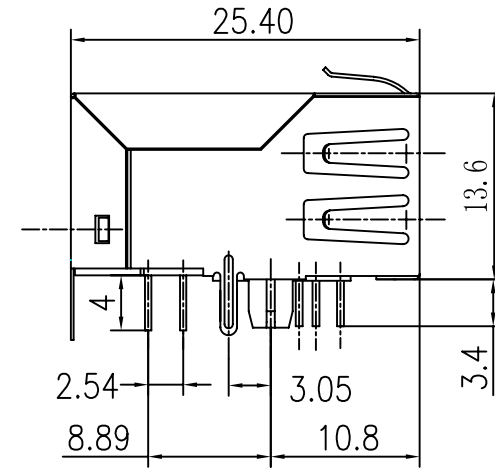
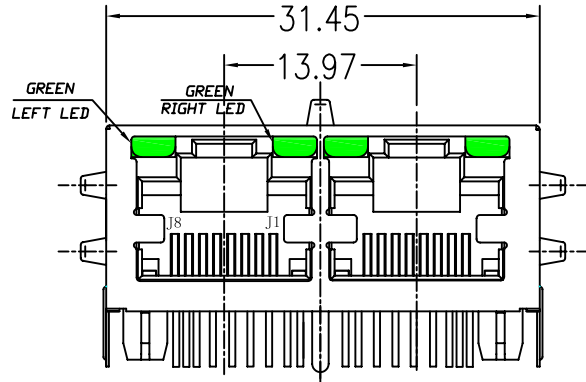
1. OCL (100KHz, 0.1V, 8mA DC BIAS):
350uH MIN
2. Insertion Loss:
1~100MHz: -1.0dB MAX
3. Return Loss:
1~10MHz: -20dB MIN. load $100\Omega \pm 15\Omega$
30MHz: -16dB MIN. load $100\Omega \pm 15\Omega$
60~80MHz: -12dB MIN. load $100\Omega \pm 15\Omega$
4. Crosstalk:
1~10MHz: -40dB MIN
30~60MHz: -35dB MIN
60~100MHz: -30dB MIN
5. Common Mode Rejection:
1~125MHz: -30dB MIN
125~500MHz: -20dB MIN
6. HiPot Test: 1500Vrms MIN
7. Operating Temperature: 0 TO +70°C.



X:X	±0.20	APPD:	LINK-PP INT'L TECHNOLOGY CO., LIMITED	
X:XX	±0.10	CHKD:		
X:XXX	±0.05	DR: TOM		
ANGLES	±1°	UNIT: mm	PART NO.: LPJG28851AFNL	
	SCALE: 2/1	SHEET: 1/2	REV: A	DWG: LP11072801

Mechanical:

REV.	ECN NO.	DESCRIPTION	DATE	APPD
A	REL		2011/07/28	



SUGGESTED PCB LAYOUT (TOP VIEW)



NOTES:

1. Designed to support application, such as SOHO (ADSL modems), LAN-on-Motherboard (LOM), hub and Switches.
2. Meets IEEE 802.3 specification
3. Connector Materials:
 Housing: Thermoplastic UL94V-0
 Contact/Shield: Copper alloy
 Shield plating: Nickel
 Contact plating: Gold 6 micro-inches min. In contact area.
4. Wave solder tip temperature: 265°C Max
 Wave solder tip temperature time: 5 Sec Max

X:X	±0.20	APPD:	LINK-PP INT'L TECHNOLOGY CO., LIMITED	
X:XX	±0.10	CHKD:		
X:XXX	±0.05	DR: TOM	Title: RJ45 Connector With 1000 Base-TX Integrated Magnetic TAB UP	
ANGLES	±1°	UNIT: mm	PART NO.: LPJG28851AFNL	
	SCALE: 2/1	SHEET: 2/2	REV: A	DWG: LP11072801