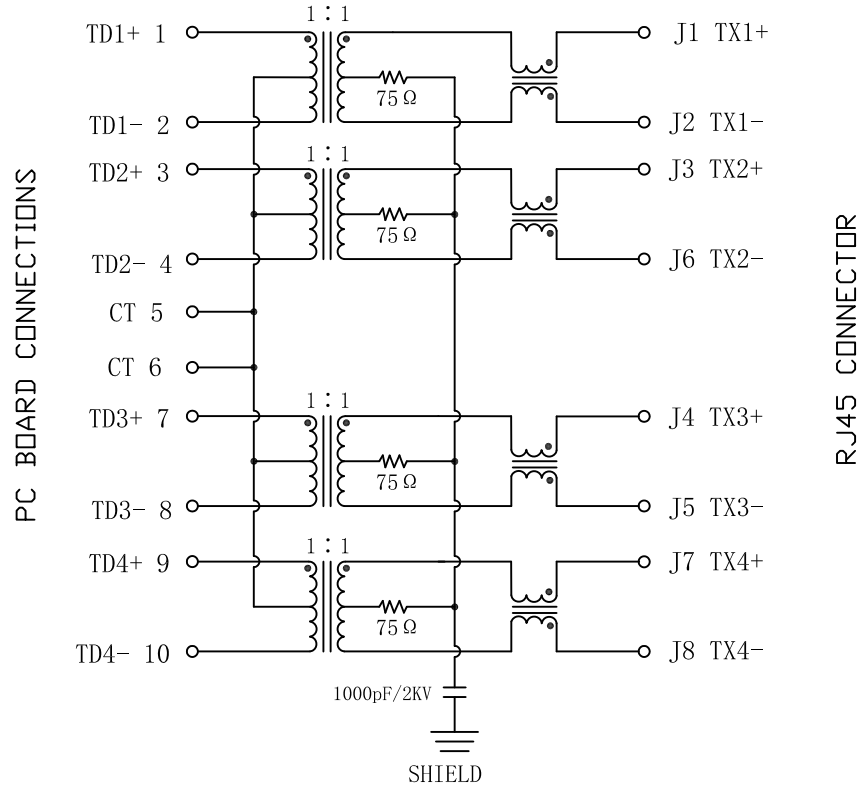


Schematic:

REV.	ECN NO.	DESCRIPTION	DATE	APPD
A	REL		2014-07-21	

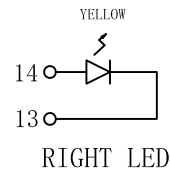
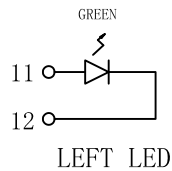


Electrical Specifications @ 25°C

- Turns Ratio ($\pm 2\%$):
Pri:Sec = 1CT:1CT
- Inductance (@100KHz, 100mV, 8mA DC BIAS):
J1-J2; J3-J6; J4-J5; J7-J8: 350uH min
- Insertion Loss:
1~100MHz: -1.0dB Max
- Return Loss (dB Min. load 100 Ω):
1~30MHz: -18 30~60MHz: -16
60~80MHz: -12 80~100MHz: -10
- Crosstalk (dB Min):
1~30MHz: -40 30~60MHz: -35
60~100MHz: -30
- Common Mode Rejection (dB Min):
1~50MHz: -40 50~150MHz: -30
- Isolation Voltage: 1500Vrms
- Operating Temperature Range: 0°C ~ 70°C.



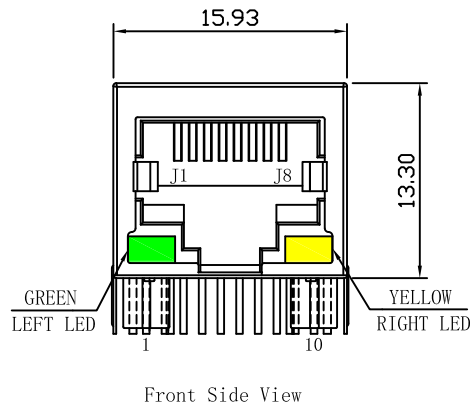
Emitting Color	λ p(nm)	VF@IF=20mA	IR @VR=5V
GREEN	565	1.8~2.6V	10 μ A max
YELLOW	585	1.8~2.6V	10 μ A max



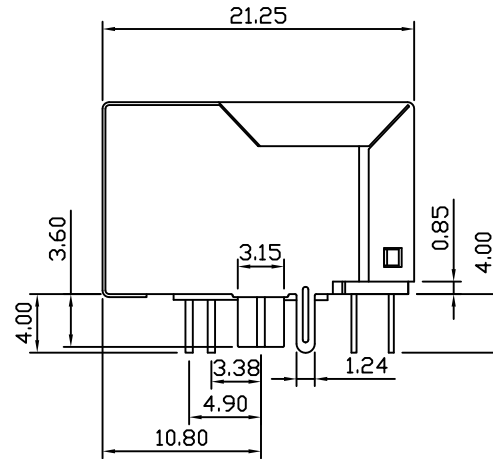
X:X	± 0.30	APPD:	LINK-PP INT'L TECHNOLOGY CO., LIMITED
X:XX	± 0.25	CHKD:	
X:XXX	± 0.05	DR: TOM	
ANGLES $\pm 1^\circ$		UNIT: mm	TITLE: RJ45 Connector with 1000 Base-T Integrated Magnetics
			PART NO.: LPJG0801BBNL
	SCALE: 2/1	SHEET: 1/2	REV: A
			DWG NO.: LP14112710

Mechanical:

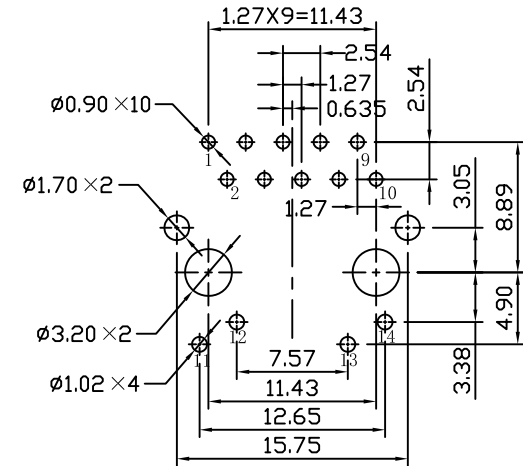
REV.	ECN NO.	DESCRIPTION	DATE	APPD
A	REL		2014-07-21	



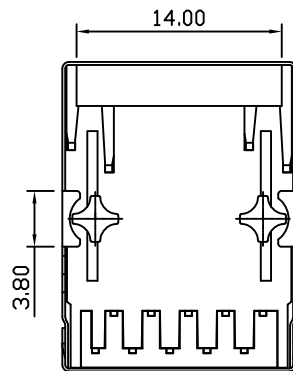
Front Side View




Left Side View



Suggested PCB Layout (Top View)



Bottom Side View



Top Side View

NOTES:

1. Designed to support application, such as SOHO (ADSL modems), LAN-on-Motherboard (LOM), hub and Switches.
2. Meets IEEE 802.3 specification
3. Connector Materials:
 Housing: Thermoplastic PBT+30%G.F UL94V-0
 Contact: Phosphor Bronze C5210R-EH Thickness=0.35mm
 Pins: Brass C2680R-H Thickness=0.35mm
 Shield: SUS 201-1/2H Thickness=0.2mm
 Contact plating: Gold 6 micro-inches min. In contact area.
4. Wave solder tip temperature: 265°C Max, 5 Sec Max.
5. UL Certification: File Number E484635.

X:X ±0.30	APPD:	LINK-PP INT'L TECHNOLOGY CO., LIMITED
X:XX ±0.25	CHKD:	
X:XXX ±0.05	DR: TOM	TITLE: RJ45 Connector with 1000 Base-T Integrated Magnetics
ANGLES ±1°	UNIT: mm	PART NO.: LPJG0801BBNL
	SCALE: 2/1	SHEET: 2/2
	REV: A	DWG NO.: LP14112710