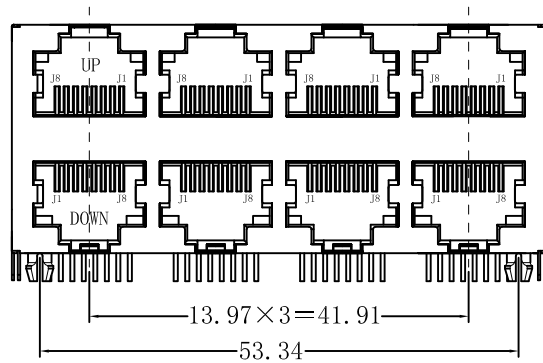
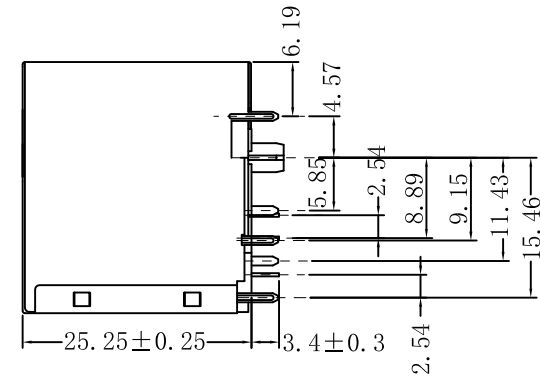
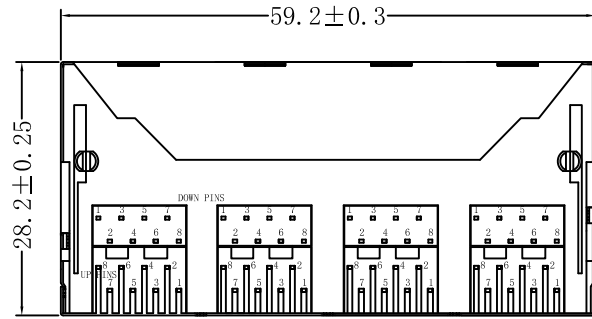


Mechanical:

REV.	ECN NO.	DESCRIPTION	DATE	APPD
A	REL		2009/12/11	



NOTES:

Electrical:

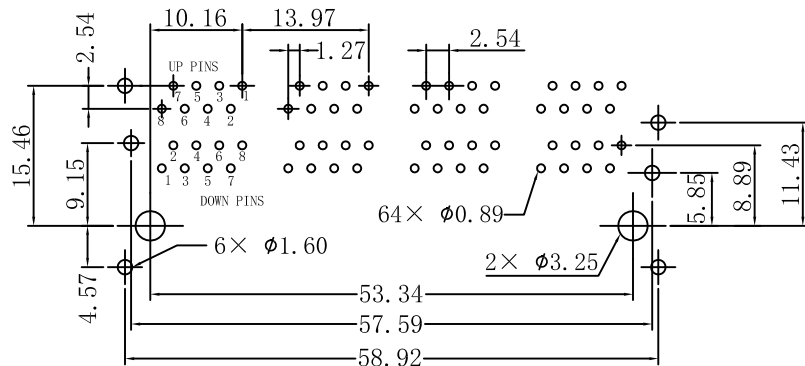
1. Voltage rating : 125 VAC RMS
2. Current Rating : 1.5 AMP
3. Contact resistance : 50 mΩ Max
4. Insulation resistance : 500 MΩ Min @500V DC
5. Dielectric strength : 1000 VAC RMS 60Hz, 1MIN.

MECHANICAL:

1. Housing & Insert Material : PBT UL94V-0.
2. Contact Material : Diameter 0.46mm Phosphor Bronze
Gold Plating Over Nickel.
3. Shield : 0.20-0.25mm Thickness Brass
With tin Plated
4. Operating Life : 750 Cycles Min.

ENVIRONMENTAL:

1. Storage : -40°C ~ +85°C
2. Operation : -40°C ~ +85°C.
3. Wave solder temperature : 265°C 5 Sec MAX
4. UL Certification : File Number E484635.



SUGGESTED PCB LAYOUT (TOP VIEW)



X:X	±0.30	APPD:	LINK-PP INT'L TECHNOLOGY CO., LIMITED
X:XX	±0.25	CHKD:	
X:XXX	±0.05	DR: TOM	TITLE: SIDE ENTRY PCB JACK WITH SHIELD & 8P8C-2×4
ANGLES	±1°	UNIT: mm	PART NO. : LPJE308DNL
	SCALE: 2/1	SHEET: 1/1	REV: A DWG NO. : LP09121102