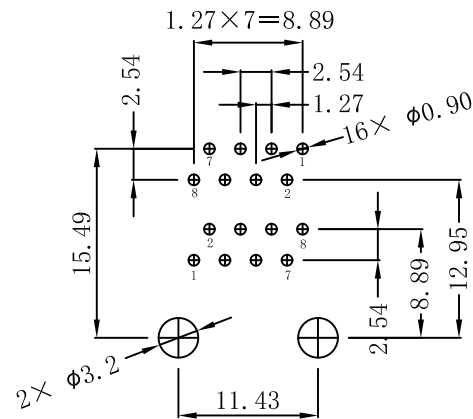
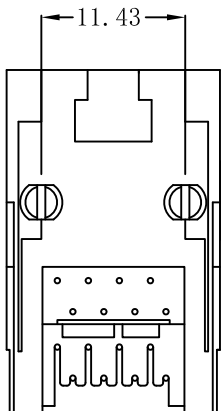
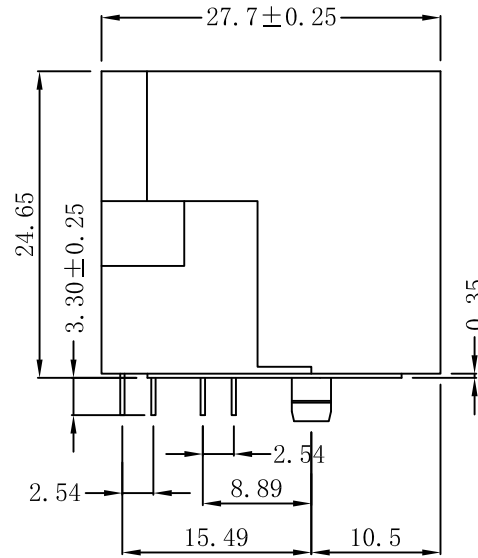
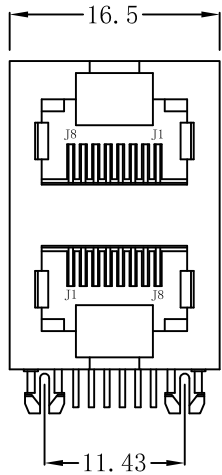


Mechanical :

| REV. | ECN NO. | DESCRIPTION | DATE | APPD |
|------|---------|-------------|------------|------|
| A | REL | | 2012/01/03 | |



SUGGESTED PCB LAYOUT (TOP VIEW)

NOTES:

Electrical:

1. Voltage rating : 125 VAC RMS
2. Current Rating : 1.5 AMP
3. Contact resistance : 50 Milliohms Max
4. Insulation resistance : 1000 Megohms Min @500VDC
5. Dielectric strength : 1000 VAC RMS 60Hz, 1MIN.

MECHANICAL:

1. Housing & Insert Material : PBT UL94V-0.
2. Contact Material : Diameter 0.45mm Phosphor Bronze
Gold Plating Over Nickel.
3. Mating/Unmating Force : 2.2KG.F Max.
4. Retention Strength : 7.7KG.F Min Between Jack and Plug.
5. Operating Life : 750 Cycles Min.

ENVIRONMENTAL:

1. Storage : -40°C ~ +85°C
2. Operation : -40°C ~ +85°C.



| | | | | |
|--------|------------|------------|---------------------------------------|----------------------|
| X:X | ±0.30 | APPD: | LINK-PP | |
| X:XX | ±0.25 | CHKD: | LINK-PP INT'L TECHNOLOGY CO., LIMITED | |
| X:XXX | ±0.05 | DR: TOM | TITLE: RJ45 DOUBLE DECK GANG PCB JACK | |
| ANGLES | ±1° | UNIT: mm | PART NO. : LPJE17208NNL | |
| | SCALE: 2/1 | SHEET: 1/1 | REV: A | DWG NO. : LP12010315 |