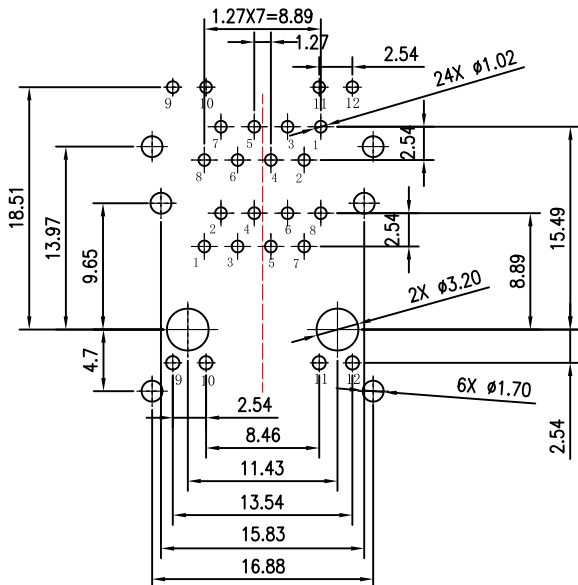

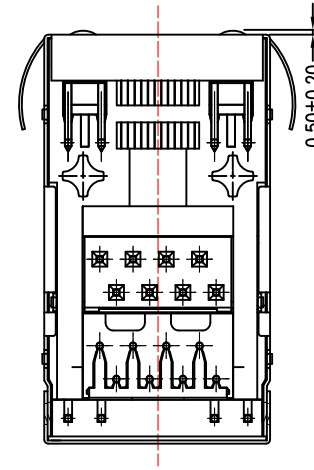
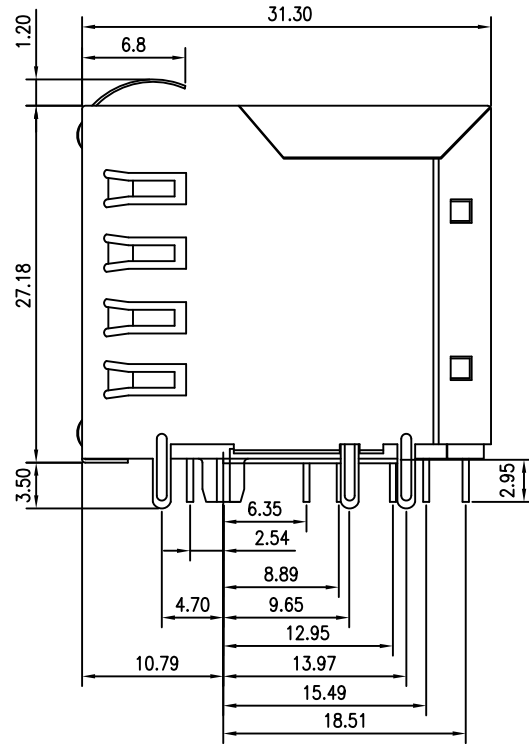
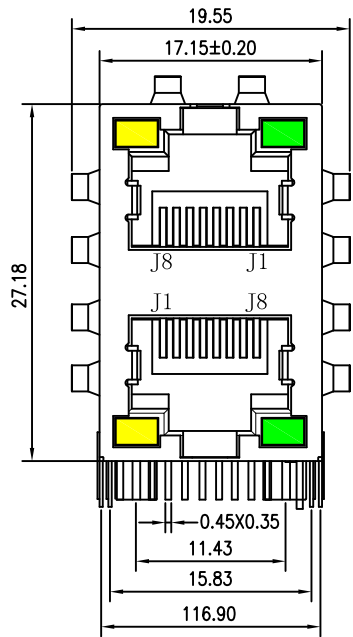
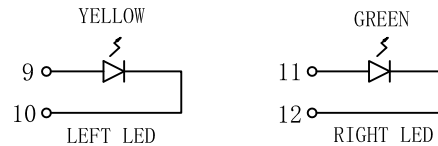


Mechanical:

REV.	ECN NO.	DESCRIPTION	DATE	APPD
A	REL		2017-03-09	



SUGGESTED PCB LAYOUT (TOP VIEW)



Emitting Color	λ_p (nm)	VF@IF=20mA	IR @VR=5V
GREEN	565	1.8~2.6V	10 μ A max
YELLOW	585	1.8~2.6V	10 μ A max

NOTES:

Electrical:

- Voltage rating : 125 VAC RMS
- Current Rating : 1.5 AMP
- Contact resistance : 50 m Ω Max
- Insulation resistance : 500 M Ω Min @500V DC
- Dielectric strength : 1500 VAC RMS 60Hz, 1MIN.

MECHANICAL:

- Housing & Insert Material : PBT UL94V-0.
- Contact Material : Diameter 0.46mm Phosphor Bronze
Gold Plating Over Nickel.
- Shield : 0.20~0.25mm Thickness Brass With Tin Plated
- Operating Life : 750 Cycles Min.

ENVIRONMENTAL:

- Storage : -40°C ~ +85°C
- Operation : -40°C ~ +85°C.
- Wave solder temperature : 265°C MAX, 5 Sec.
- UL Certification : File Number E484635.

X:X	±0.30	APPD:	LINK-PP INT'L TECHNOLOGY CO., LIMITED	
X:XX	±0.25	CHKD:	TITLE: 2x1 Port RJ45 Connector Without Magnetics	
X:XXX	±0.05	DR: TOM	PART NO.: LPJE17200ADNL	
ANGLES	±1°	UNIT: mm		
	SCALE: 2/1	SHEET: 1/1	REV: A	DWG NO.: LP17030906