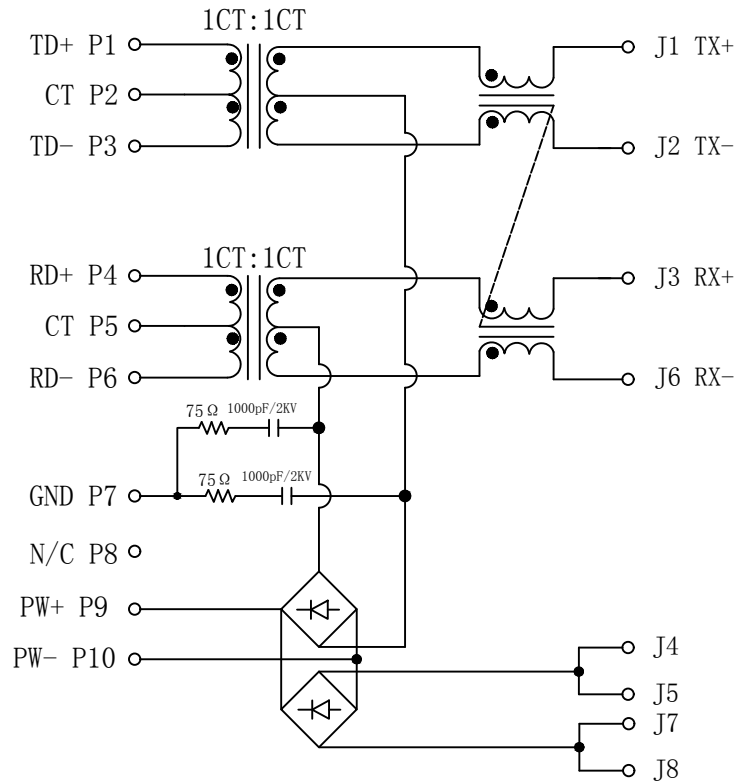


Schematic:

REV.	ECN NO.	DESCRIPTION	DATE	APPD
A	REL		2017-02-25	

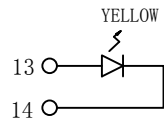
PC BOARD CONNECTIONS



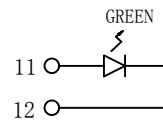
RJ45 CONNECTOR

ELECTRICAL SPECIFICATIONS @25°C

- Turn Ratio ($\pm 3\%$):
TX=1CT:1CT RX=1CT:1CT
- Inductance OCL:
350uH MIN @100KHz 0.1V 8mA DC Bias
- DCR: 1.2 Ω MAX
- Insertion Loss:
-1.1dB MAX @0.1-100MHz
- Return Loss:
-18dB MIN @0.5-30MHz
-15.5dB MIN @40MHz
-13.6dB MIN @50MHz
-12dB MIN @60-80MHz
- Cross talk:
-40dB TYP @0.1-100MHz
- Common Mode Rejection:
-50dB MIN @0.1-30MHz
-40dB MIN @30-60MHz
-35dB MIN @60-100MHz
- Hipot Test: 1500Vrms
- Operating Temperature Range: 0°C ~ 70°C.



LEFT LED



RIGHT LED

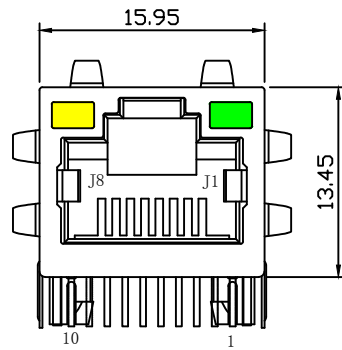
Emitting Color	λ_p (nm)	V _F @I _F =20mA	I _R @V _R =5V
GREEN	565	1.8~2.6V	10 μ A max
YELLOW	585	1.8~2.6V	10 μ A max



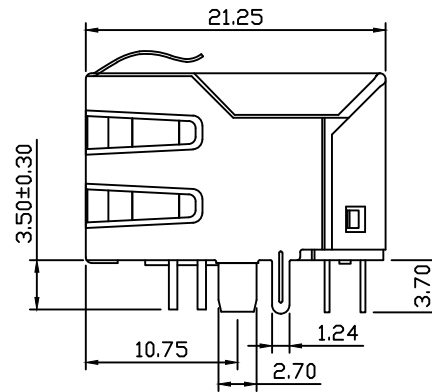
X:X	± 0.30	APPD: TOM	LINK-PP INT'L TECHNOLOGY CO., LIMITED
X:XX	± 0.25	CHKD: JAMES	
X:XXX	± 0.05	DR: LEO	TITLE: RJ45 Connector with 10/100 Base-T Integrated Magnetics For PoE Application
ANGLES	$\pm 1^\circ$	UNIT: mm	PART NO.: LPJ16258ADNL
	SCALE: 2/1	SHEET: 1/2	REV: A DWG NO.: LP17022511

Mechanical:

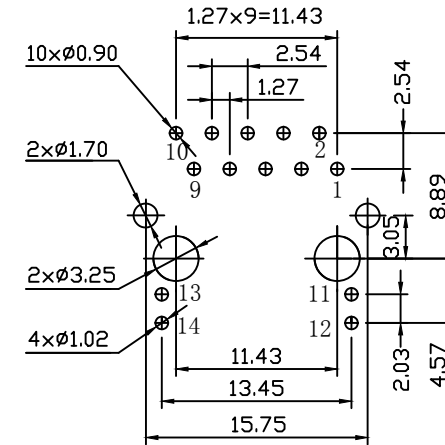
REV.	ECN NO.	DESCRIPTION	DATE	APPD
A	REL		2017-02-25	



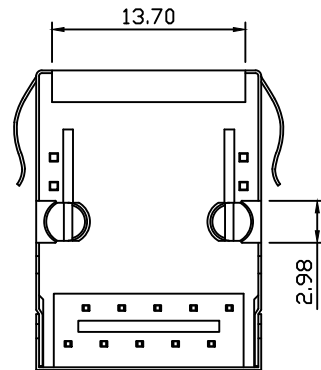
Front Side View




Left Side View



Suggested PCB Layout (Top View)



Bottom Side View



Top Side View

NOTES:

1. Designed to support application, such as SOHO (ADSL modems), LAN-on-Motherboard (LOM), hub and Switches.
2. Meets IEEE 802.3af specification
3. Connector Materials:
 Housing: Thermoplastic PBT+30%G.F UL94V-0
 Contact: Phosphor Bronze C5210R-EH Thickness=0.35mm
 Pins: Brass C2680R-H Thickness=0.35mm
 Shield: SUS 201-1/2H Thickness=0.2mm
 Contact plating: Gold 6 micro-inches min. In contact area.
4. Wave solder tip temperature: 250°C, 5 Sec.
5. UL Certification: File Number E484635.



X:X	±0.30	APPD:	TOM	LINK-PP INT'L TECHNOLOGY CO., LIMITED
X:XX	±0.25	CHKD:	JAMES	
X:XXX	±0.05	DR:	LEO	TITLE: RJ45 Connector with 10/100 Base-T Integrated Magnetics For PoE Application
ANGLES	±1°	UNIT:	mm	PART NO.: LPJ16258ADNL
	SCALE:	2/1	SHEET:	2/2
	REV:	A	DWG NO.:	LP17022511