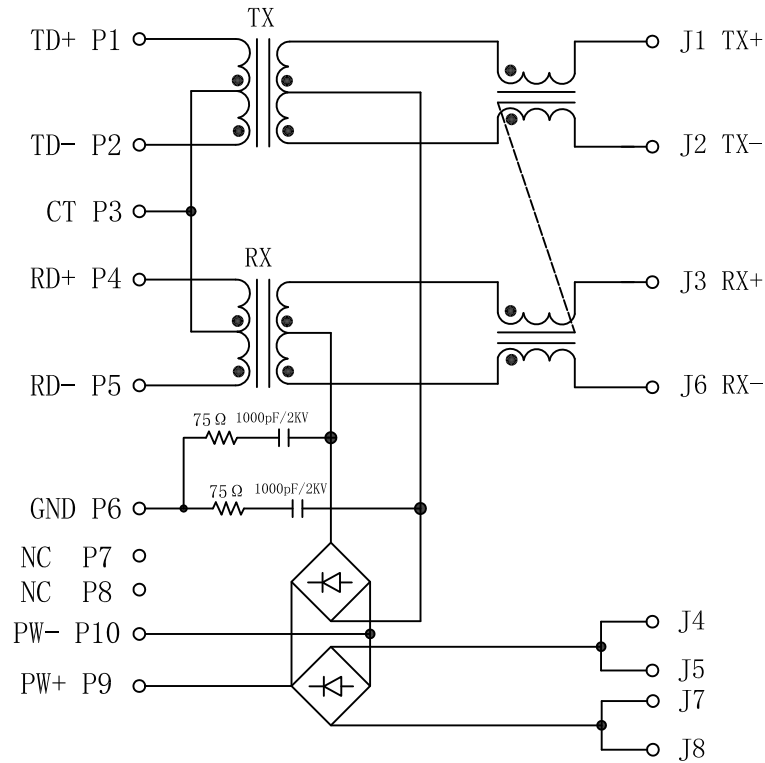


# Schematic:

REV.	ECN NO.	DESCRIPTION	DATE	APPD
A	REL		2016-06-04	

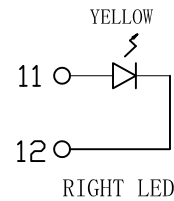
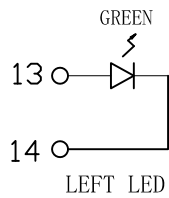
PC BOARD CONNECTIONS



RJ45 CONNECTOR

## ELECTRICAL SPECIFICATIONS @25°C

- Turn Ratio (100KHz, 0.1V):  
PINS: (1-2) : (J1-J2) = 1:1 ± 3%  
PINS: (4-5) : (J3-J6) = 1:1 ± 3%
- OCL (@100KHz, 100mV, 8mA DC Bias):  
PINS: (1-2), (4-5) = 350uH MIN
- Insertion Loss:  
-1.1dB MAX @ 0.1-100MHz
- Return Loss:  
-18dB MIN @ 0.5-30MHz  
-15.5dB MIN @ 40MHz  
-13.6dB MIN @ 50MHz  
-12dB MIN @ 60-80MHz
- Cross talk:  
-38dB TYP @ 0.1-100MHz
- Common Mode Rejection:  
-50dB TYP @ 0.1-30MHz  
-40dB TYP @ 30-60MHz  
-30dB TYP @ 60-100MHz
- Power on used or unused pairs for up to 350mADC.
- Hipot Test: 1500Vrms
- Operating Temperature Range: 0°C TO 70°C.

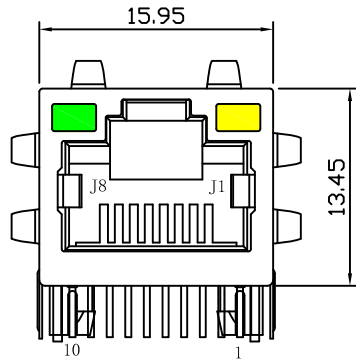


Emitting Color	$\lambda$ p(nm)	VF@IF=20mA	IR @VR=5V
GREEN	565	1.8~2.4V	10 $\mu$ A max
YELLOW	585	1.8~2.4V	10 $\mu$ A max

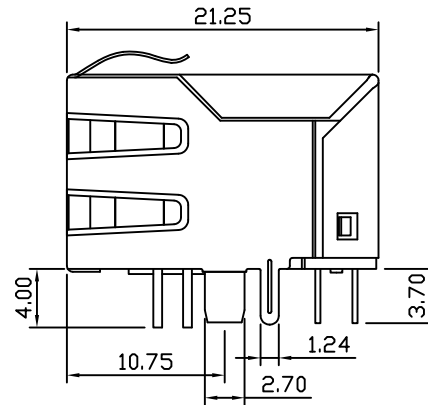
X:X	±0.25	APPD:	LINK-PP INT'L TECHNOLOGY CO., LIMITED
X:XX	±0.20	CHKD:	
X:XXX	±0.05	DR: TOM	TITLE: RJ45 Connector with 10/100 Base-T Integrated Magnetics For PoE Application
ANGLES	±1°	UNIT: mm	PART NO.: LPJ16242AENL
	SCALE: 2/1	SHEET: 1/2	REV: A DWG NO.: LP16060406

# Mechanical:

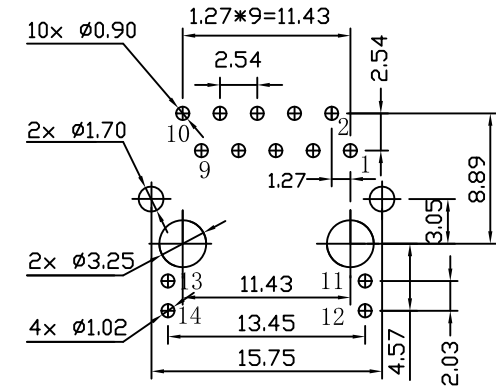
REV.	ECN NO.	DESCRIPTION	DATE	APPD
A	REL		2016-06-04	



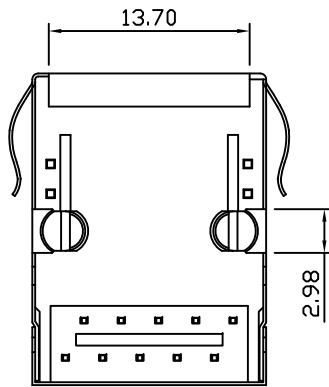
Front Side View



Left Side View



Suggested PCB Layout (Top View)



Bottom Side View



Top Side View

## NOTES:

1. Designed to support application, such as SOHO (ADSL modems), LAN-on-Motherboard (LOM), hub and Switches.
2. Meets IEEE802.3af specification
3. Connector Materials:  
 Housing: Thermoplastic PBT+30%G.F UL94V-0  
 Contact: Phosphor Bronze C5210R-EH Thickness=0.35mm  
 Pins: Brass C2680R-H Thickness=0.35mm  
 Shield: SUS 201-1/2H Thickness=0.2mm  
 Contact plating: Gold 6 micro-inches min. In contact area.
4. Wave solder tip temperature: 265°C Max, 5 Sec Max.

X:X ±0.25	APPD:	LINK-PP INT'L TECHNOLOGY CO., LIMITED
X:XX ±0.20	CHKD:	
X:XXX ±0.05	DR: TOM	TITLE: RJ45 Connector with 10/100 Base-T Integrated Magnetics For PoE Application
ANGLES ±1°	UNIT: mm	PART NO.: LPJ16242AENL
	SCALE: 2/1	SHEET: 2/2
	REV: A	DWG NO.: LP16060406