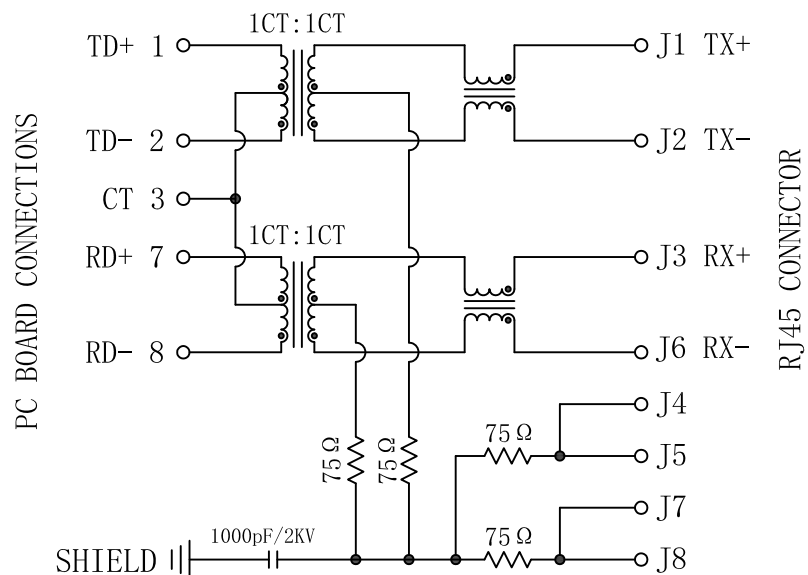



Schematic:

REV.	ECN NO.	DESCRIPTION	DATE	APPD
A	REL		2010/10/23	



Electrical Specifications @25°C

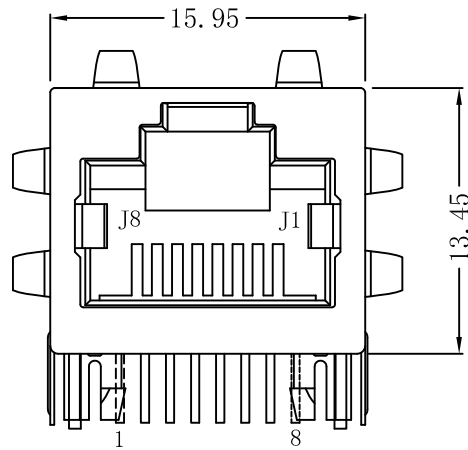
- Turns Ratio ($\pm 2\%$):
TX=1CT:1CT RX=1CT:1CT
- Inductance OCL: 350uH min
@100KHz 0.1V 8mA DC bias
- Insertion Loss:
0.3-65MHz:-1.2 dB Max
- Return Loss(dB Min):
1-30MHz:-18 40MHz:-16
50MHz:-14 60-80MHz:-12
- Crosstalk:
0.3-80MHZ:-30dB Min
- Isolation Voltage:1500Vrms Min
- Operating Temperature: -40°C ~ +85°C.



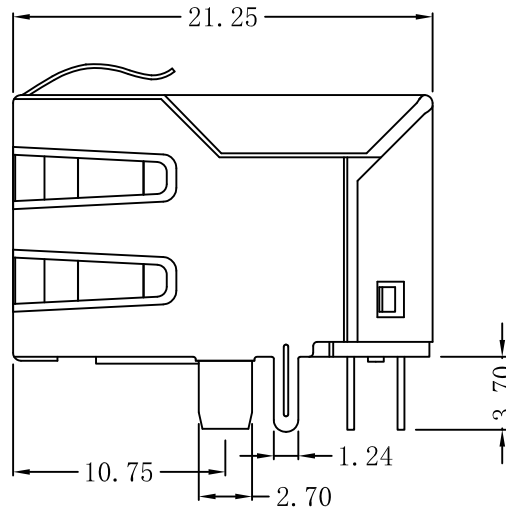
X:X	± 0.30	APPD:	LINK-PP INT'L TECHNOLOGY CO., LIMITED
X:XX	± 0.25	CHKD:	
X:XXX	± 0.05	DR: TOM	TITLE: RJ45 Connector With 10/100 Base-TX Integrated Magnetic TAB-UP
ANGLES	$\pm 1^\circ$	UNIT: mm	PART NO.: LPJ16013CNL
	SCALE: 2/1	SHEET: 1/2	REV: A DWG NO: LP10102315

Mechanical:

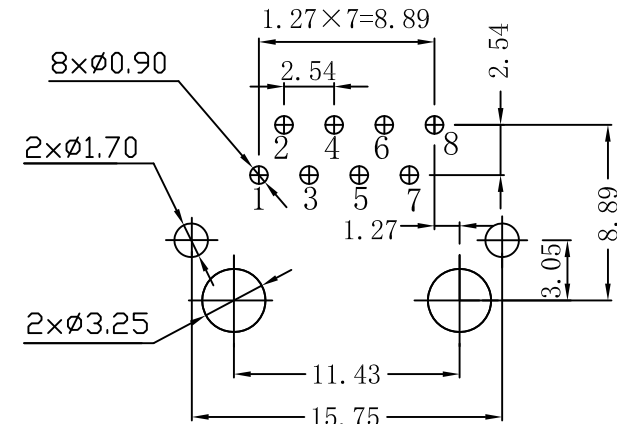
REV.	ECN NO.	DESCRIPTION	DATE	APPD
A	REL		2010/10/23	



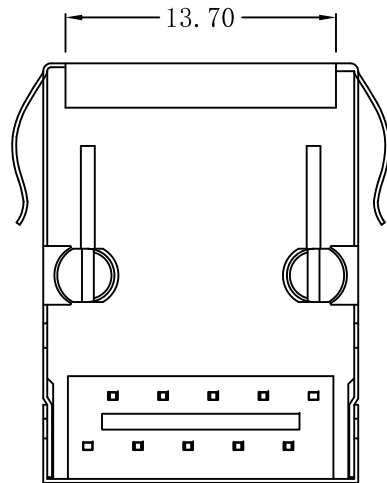

Front Side View




Left Side View



Suggested PCB Layout (Top View)



Bottom Side View



Top Side View

NOTES:

1. Designed to support application, such as SOHO (ADSL modems), LAN-on-Motherboard (LOM), hub and Switches.
2. Meets IEEE 802.3 specification
3. Connector Materials:
 Housing: Thermoplastic PBT+30%G.F UL94V-0
 Contact: Phosphor Bronze C5210R-EH Thickness=0.35mm
 Pins: Brass C2680R-H Thickness=0.35mm
 Shield: SUS 201-1/2H Thickness=0.2mm
 Contact plating: Gold 6 micro-inches min. In contact area.
4. Wave solder tip temperature: 265°C Max, 5 Sec.
5. UL Certification: File Number E484635.

X:X	±0.30	APPD:	LINK-PP INT'L TECHNOLOGY CO., LIMITED
X:XX	±0.25	CHKD:	
X:XXX	±0.05	DR: TOM	TITLE: RJ45 Connector With 10/100 Base-TX Integrated Magnetic TAB-UP
ANGLES	±1°	UNIT: mm	PART NO.: LPJ16013CNL
	SCALE: 2/1	SHEET: 2/2	REV: A
			DWG NO: LP10102315