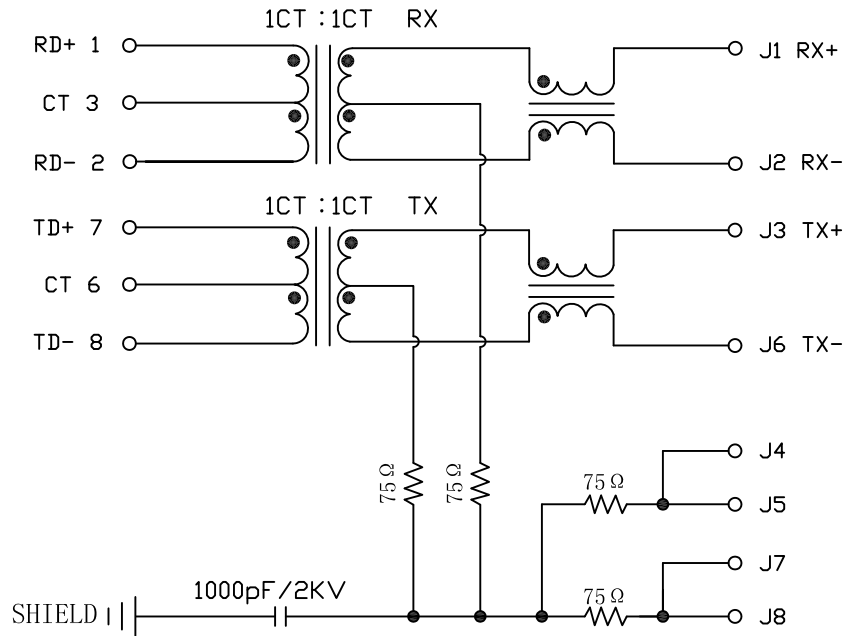


Schematic:

REV.	ECN NO.	DESCRIPTION	DATE	APPD
A	REL		2010-03-20	

PC BOARD CONNECTIONS



RJ45 CONNECTOR

ELECTRICAL SPECIFICATIONS @25°C

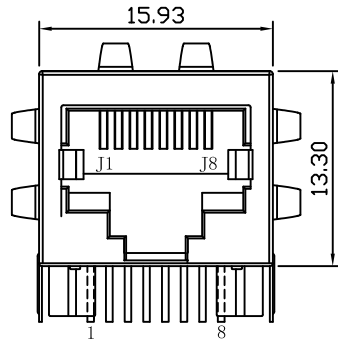
- Turn Ratio ( $\pm 2\%$ ):  
TX=1CT:1CT      RX=1CT:1CT
- Inductance OCL: 350uH MIN  
@100KHz, 0.1V, 8mA DC Bias
- Insertion Loss:  
-1.0dB MAX @1.0-65MHz
- Return Loss:  
-20dB MIN @1-10MHz  
-16dB MIN @10-30MHz  
-12dB MIN @30-60MHz  
-10dB MIN @60-100MHz
- Cross talk:  
-40dB MIN @1-30MHz  
-35dB MIN @30-60MHz  
-30dB MIN @60-100MHz
- Common Mode Rejection:  
-30dB MIN @1-50MHz  
-20dB MIN @50-150MHz
- Hipot: 1500Vrms MIN
- Operating Temperature: 0°C TO 70°C.



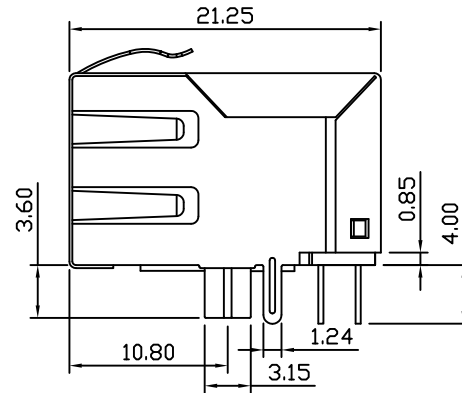
X:X	$\pm 0.30$	APPD:	LINK-PP INT'L TECHNOLOGY CO., LIMITED	
X:XX	$\pm 0.25$	CHKD:	TITLE: RJ45 Connector with 10/100 Base-T Integrated Magnetics	
X:XXX	$\pm 0.05$	DR: TOM	PART NO.: LPJ0017CNL	
ANGLES	$\pm 1^\circ$	UNIT: mm		
	SCALE: 2/1	SHEET: 1/2	REV: A	DWG NO.: LP10032036

# Mechanical:

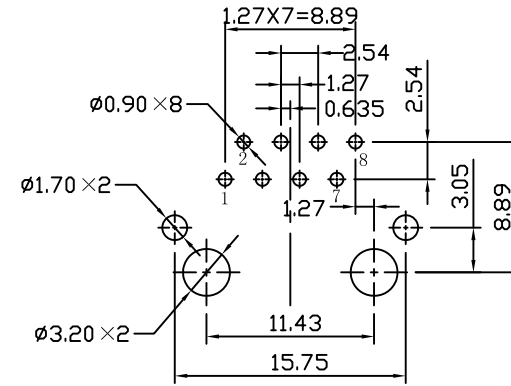
REV.	ECN NO.	DESCRIPTION	DATE	APPD
A	REL		2010-03-20	



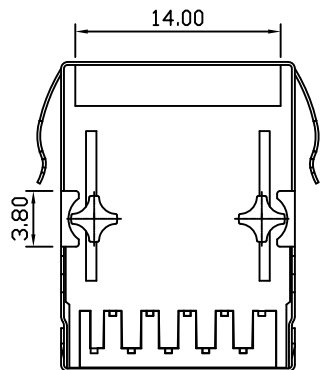
Front Side View



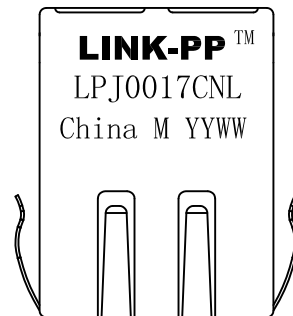
Left Side View



Suggested PCB Layout (Top View)



Bottom Side View



Top Side View

## NOTES:

1. Designed to support application, such as SOHO (ADSL modems), LAN-on-Motherboard (LOM), hub and Switches.
2. Meets IEEE 802.3 specification
3. Connector Materials:  
 Housing: Thermoplastic PBT+30%G.F UL94V-0  
 Contact: Phosphor Bronze C5210R-EH Thickness=0.35mm  
 Pins: Brass C2680R-H Thickness=0.35mm  
 Shield: SUS 201-1/2H Thickness=0.2mm  
 Contact plating: Gold 6 micro-inches min. In contact area.
4. Wave solder tip temperature: 265°C Max, 5 Sec Max.

X:X	±0.30	APPD:	LINK-PP INT'L TECHNOLOGY CO., LIMITED
X:XX	±0.25	CHKD:	
X:XXX	±0.05	DR: TOM	TITLE: RJ45 Connector with 10/100 Base-T Integrated Magnetics
ANGLES	±1°	UNIT: mm	PART NO.: LPJ0017CNL
	SCALE: 2/1	SHEET: 2/2	REV: A
			DWG NO.: LP10032036