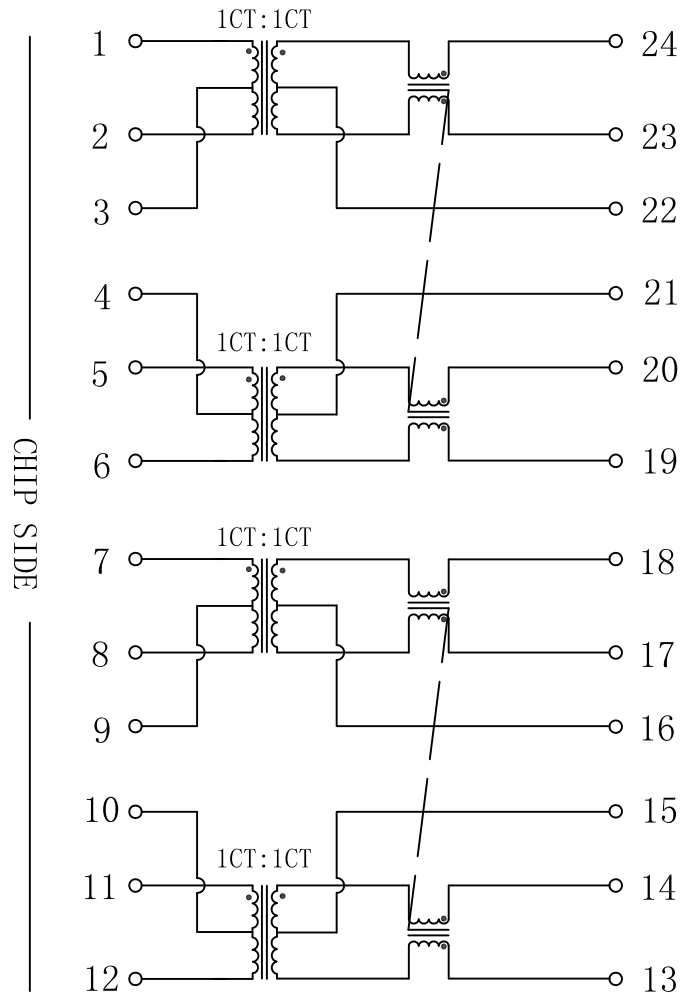


Schematic:

REV.	ECN NO.	DESCRIPTION	DATE	APPD
A	REL		2010/07/15	



Electrical Specifications @25°C

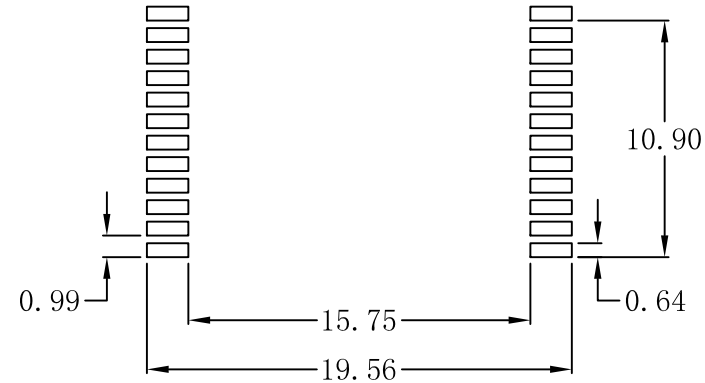
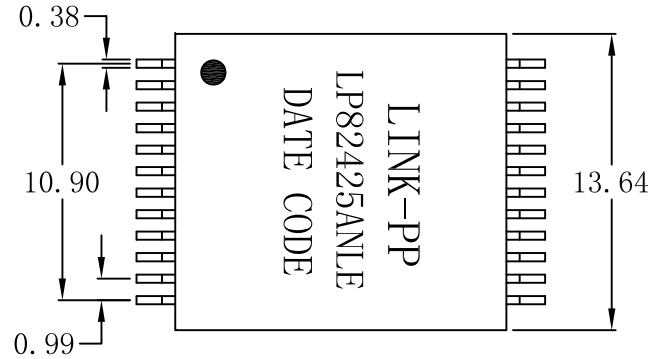
- Turns Ratio: 1CT : 1CT $\pm 2\%$
- OCL: 350uH Min
@100KHz, 0.1Vrms, 8mA DC Bias
- Insertion Loss:
0.1-100MHz: -1.1dB Max
- Return Loss (dB Min):
0.5-30MHz: -18 40MHz: -15
50MHz: -13 60-80MHz: -12
- Crosstalk:
0.1-100MHz: -38 dB Typ
- Common Mode Rejection:
0.1-100MHz: -38 dB Typ
- Isolation: 1500Vrms
- Operating Temperature: -40°C ~ +85°C.



X:X	± 0.20	APPD:	LINK-PP INT'L TECHNOLOGY CO., LIMITED	
X:XX	± 0.10	CHKD:	TITLE: 1000Base-T Magnetic Modules For High Power PoE Appl	
X:XXX	± 0.05	DR: TOM	PART NO.: LP82425ANLE	
ANGLES	$\pm 1^\circ$	UNIT: mm		
	SCALE: 2/1	SHEET: 1/2	REV: A	DWG NO.: LP10071514

Mechanical :

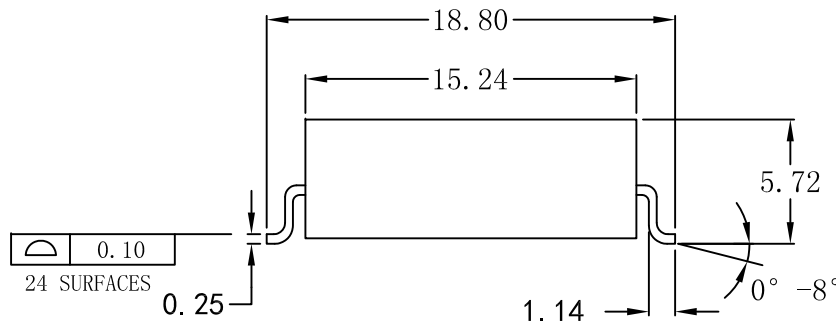
REV.	ECN NO.	DESCRIPTION	DATE	APPD
A	REL		2010/07/15	



SUGGESTED PAD LAYOUT

NOTES:

- ONE-PORT GIGABIT OR DUAL-PORT FAST ETHERNET
MAGNETICS COMPLIANT WITH IEEE802.3 REQUIREMENTS
750mA CURRENT CARRYING CAPACITY ON LINE-SIDE
(375mA PER WIRE) FOR HIGH POWER PoE APPLICATIONS
AUTO-MDIX APPLICATIONS COMPATIBLE
RoHS COMPLIANT
COMPATIBLE TO LEAD-FREE SOLDERING PROCESS
CONDITION PER IPC/JEDEC J-STD-020C
- RoHS "NLE" PEAK SOLDER RATING $235 \pm 5^\circ\text{C}$.



X:X	±0.20	APPD:	LINK-PP INT'L TECHNOLOGY CO., LIMITED	
X:XX	±0.10	CHKD:	TITLE: 1000Base-T Magnetic Modules For High Power PoE Appl	
X:XXX	±0.05	DR: TOM	PART NO.: LP82425ANLE	
ANGLES	±1°	UNIT: mm		
	SCALE: 2/1	SHEET: 2/2	REV: A	DWG NO.: LP10071514