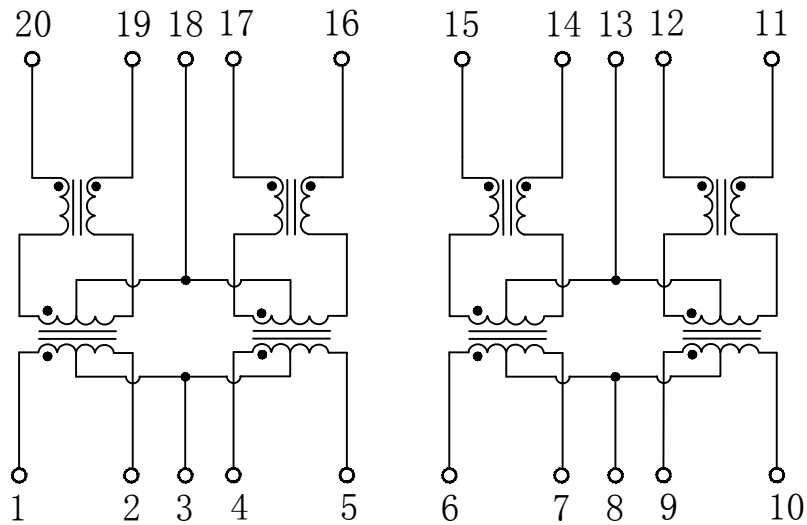


Schematic:

REV.	ECN NO.	DESCRIPTION	DATE	APPD
A	REL		2017/07/27	



Electrical Specification @25°C

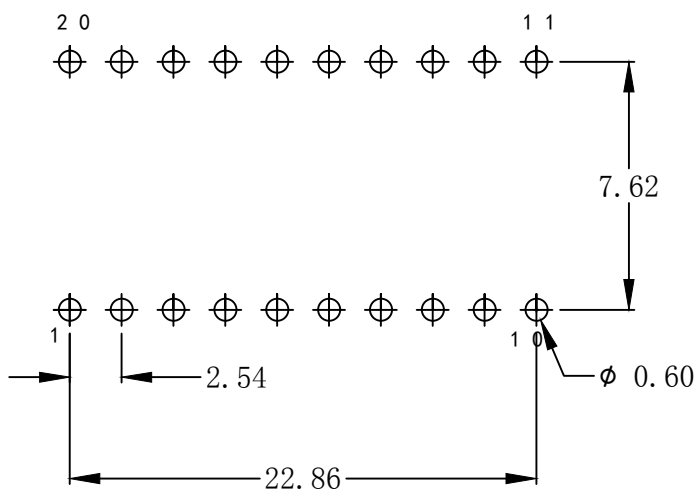
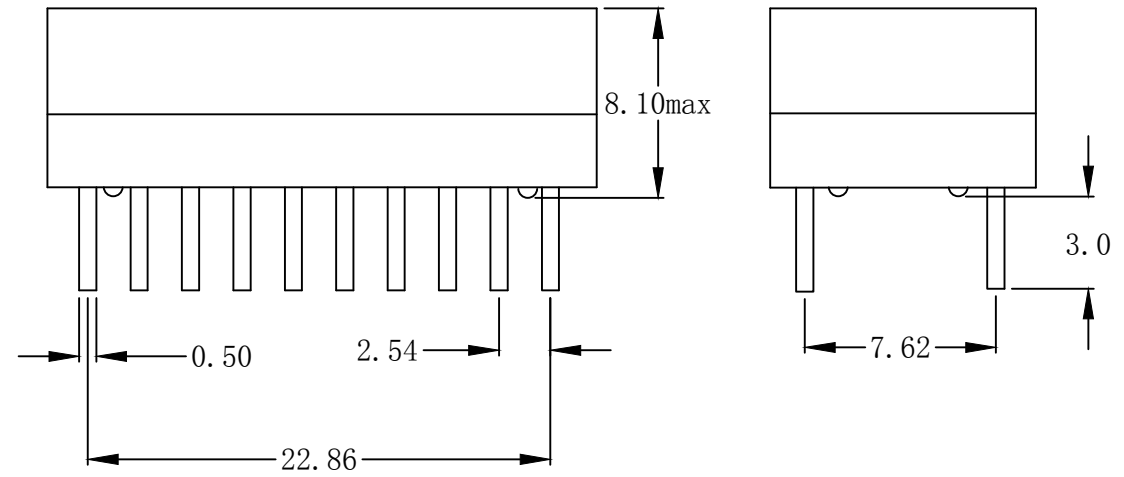
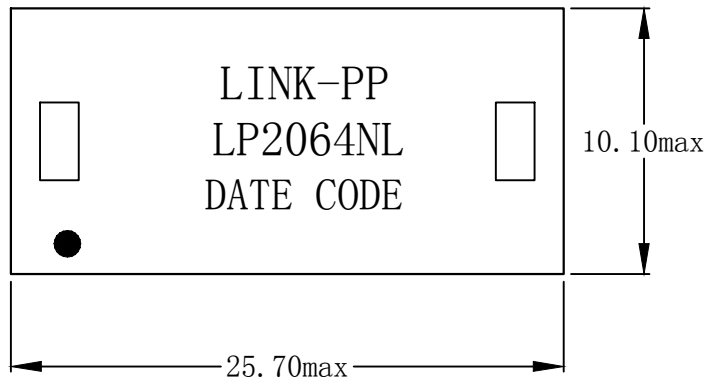
- Turns Ratio:
TX=1CT : 1CT RX=1CT : 1CT
- Pri OCL: 350uH MIN
@100KHz, 0.1V, 8mADC Bias.
- Insertion Loss:
0.5-100MHz:-1.1dB MAX
- Return Loss(dB MIN) :
0.5-30MHz:-18 30-60MHz:-19
60-80MHz:-12
- Cross talk(dB MIN) :
0.5-40MHz:-35 40-100MHz:-32
- Leakage Inductance(100KHz, 0.1V) :
0.4uH Max
- Cw/w(100KHz, 0.1V) : 56pF Max
- Hi-Pot: 1500Vrms
- Operating Temperature: 0°C~70°C



X:X	±0.30	APPD:	LINK-PP INT'L TECHNOLOGY CO., LIMITED
X:XX	±0.25	CHKD:	
X:XXX	±0.05	DR: James	
ANGLES	±1°	UNIT: Inches/mm	TITLE: 10/100Base-T Dual Port Transformer Modules
			PART NO. : LP2064NL
	SCALE: 2/1	SHEET: 1/2	REV: A DWG NO. : LP17072708

Mechanical:

REV.	ECN NO.	DESCRIPTION	DATE	APPD
A	REL		2017/07/27	



SUGGESTED PAD LAYOUT

NOTES:

1. Designed to support application, such as SOHO (ADSL modems), LAN-on-Motherboard (LOM), hub and Switches.
2. With various Turns Ratios.
3. RoHS "NL" peak solder rating 260°C.



X:X	±0.30	APPD:	LINK-PP INT'L TECHNOLOGY CO., LIMITED
X:XX	±0.25	CHKD:	
X:XXX	±0.05	DR: James	TITLE: 10/100Base-T Dual Port Transformer Modules
ANGLES	±1°	UNIT: Inches/mm	PART NO.: LP2064NL
	SCALE: 2/1	SHEET: 2/2	REV: A
			DWG NO.: LP17072708